



Kentucky High School Athletic Association

2280 Executive Drive ° Lexington, KY 40505 ° www.khsaa.org ° (859)299-5472 (859)293-5999 (fax)

MEMORANDUM

To: Superintendent, Principal, and Athletic Director
Phelps High School

From: Brigid L. DeVries, Commissioner
Larry Boucher, Assistant Commissioner *L. Boucher*


Date: May 15, 2006

Subject: 2005-2006 Title IX Annual Report Forms Submission

Enclosed please find a copy of Form T-65, the 2005-2006 KHSAA Title IX Annual Report Submission Status Report. In addition, you may find an attachment with corrected copies of the forms submitted by your school personnel. Please review this information so the forms can be completed accurately in the future.

Also, KHSAA Audit Team Members may have requested resubmission of some of the 2005-2006 Annual Report Forms or need additional information on your athletic programs. Please submit this information by the date requested if this is applicable. Copies and all KHSAA Title IX documents must be kept current and included in your permanent Title IX File at the school. All documents are subject to Open Records Requests.

Should you need any further information, please do not hesitate to call anytime.



**KHSAA TITLE IX
ANNUAL REPORT SUBMISSION
STATUS REPORT
2005-2006**

KHSAA Form T65
Revised 8/05

TO: KHSAA Member School Superintendents, Principals, and Athletic Directors

FROM: Brigid L. DeVries, Commissioner
Larry Boucher, Assistant Commissioner *LB*

DATE: 4/19/2006

School	Phelps High School	Reviewed by	Phyllis Catlett
--------	--------------------	-------------	-----------------

The following is a status report regarding the required 2005 - 2006 Title IX Annual Report submission of forms due into the KHSAA office by April 15, 2006. Appropriate KHSAA Audit Team personnel have reviewed these forms and the following is a summary of this review.

I. Checklist of Forms properly submitted in a satisfactory manner:

<input checked="" type="checkbox"/>	GE 19 (Annual Verification)	<input checked="" type="checkbox"/>	T-35 (Budget Expenses)
<input checked="" type="checkbox"/>	T-1 (Summary Program Chart 1)	<input checked="" type="checkbox"/>	T-36 (Budget Expenses)
<input checked="" type="checkbox"/>	T-2 (Summary Program Chart 2)	<input checked="" type="checkbox"/>	T-41 (Checklist – Overall Interscholastic Program)
<input checked="" type="checkbox"/>	T-3 (Summary Program Chart 3)	<input checked="" type="checkbox"/>	T-60 (Corrective Action Plan)
<input checked="" type="checkbox"/>	T-4 (Summary Program Chart 4)	<input checked="" type="checkbox"/>	T-63 (Interscholastic Survey Results)

II. Status

A.		2005 – 2006 Forms are satisfactory and no further information or action is necessary at this time.
B.	<input checked="" type="checkbox"/>	Errors have been noted with respect to the following forms: Form T-3 and T-41 has been corrected; place in your Title IX File for 2006.
C.		The following forms were omitted and must be submitted by school representatives:
D.	<input checked="" type="checkbox"/>	Other Recommendation and Comments: No expenditures were given for publications on form T-35 and T-36. This would include programs, pocket schedules, calendars, etc. for any sport. According to the expenditures submitted the school spends approximately \$490 more per athlete on male participants. The Gender Equity Committee and the school administration should review this information and make adequate adjustments that would ensure equity in spending in the athletic program. Clearly, the boys have the advantage in the benefit of Support Services. This advantage was not addressed on the Title IX Athletic Audit form T-41. The auditors will continue to monitor the progress or lack of progress of the the softball facilities. This matter has been on-going for several years.

2005-2006
ACCOMMODATION OF INTERESTS AND ABILITIES
SUMMARY PROGRAM CHART 3

Participation Opportunities Test Three

FOR ANY QUESTION ANSWERED "YES" IDENTIFY THE RESPECTIVE SPORT(S).

	GIRLS (Yes / No)		BOYS (Yes / No)
1. For a sport not currently played at the interscholastic level (varsity, junior varsity, or freshman) in your school, is there an intramural team offered for that sport?	No		No
2. For a sport <u>not</u> currently offered in your interscholastic athletics program, is there sufficient interest to form a viable interscholastic team based on participation on an intramural team or community recreation teams?	No		No
3. For a sport <u>not</u> currently offered, is there sufficient interest, based on your most recent Student Interest Survey, to form a viable interscholastic team based on student responses from the interscholastic survey? If yes, what sport?	¹⁴ Swimming No		¹⁵ Swimming No
4. For a sport currently offered at the varsity level only, is there sufficient interest, based on your most recent Student Interest Survey, to form a viable team for a junior varsity or freshman team that is not currently offered?	No		No
5. For a sport currently offered at the junior varsity or freshman level is there sufficient interest, based on your most recent Student Interest Survey, to form a varsity team not currently offered?	No		No
6. If you answered YES to question (1), (2), (3), (4), or (5), are there enough high schools in your geographic area offering the sport (at the appropriate level) to allow for the development of a reasonable schedule of competition?	No		No

See Summary

Principal's Signature:  Date: 9/10/06

2005-2006 KHSAA TITLE IX ATHLETICS AUDIT

KHSAA
Form T41
Rev. 9/05

Checklist - Overall Interscholastic Athletics Program

DIRECTIONS:

For the Areas of Compliance (Opportunities and Benefits) listed on the left hand side of the page, place a checkmark under the appropriate column identifying whether your school provided an advantage to the Girls' Program, or to the Boys' Program or to Neither Program.

Areas of Compliance:	ADVANTAGE TO:		
	GIRLS' PROGRAM	BOYS' PROGRAM	NEITHER PROGRAM
OPPORTUNITIES			
Accommodation of Interest and Abilities			✓
BENEFITS			
Equipment and Supplies			✓
Scheduling of Games and Practice Time			✓
Travel and Per Diem Allowances			✓
Coaching			✓
Locker Rooms, Practice and Competitive Facilities			✓
Medical and Training Facilities and Services			✓
Publicity			✓
Support Services		✓	NA
Athletic Scholarships			NA
Tutoring			NA
Housing and Dining Facilities and Services			NA
Recruitment of Student Athletes			NA

Principal's Signature:

Date: 4/10/06



**2005-2006 KENTUCKY HIGH SCHOOL ATHLETIC ASSOCIATION
ANNUAL VERIFICATION OF TITLE IX PROCEDURES**
(To be submitted by April 15, 2005 along with other required forms)

The Phelps High School, Phelps, Kentucky
(Name of High School) (City)

certifies to the Kentucky High School Athletic Association that the following is an accurate and true representation of the facts surrounding compliance with 20 U.S.C. Sections 1681-1688, et. Seq. (also known as Title IX)

I certify the following provisions in accordance with records at the school contained in the permanent Title IX file, and to the best of my knowledge have completed the following tasks (All boxes must be checked).

- Established a gender equity committee at the high school. (list committee personnel and provide attachment if necessary)

Name	Address	Phone	Title
Andy Dotson	Phelps, Ky.	606-456-7009	Principal
Mike Hamilton	Phelps, Ky.	606-456-3482	Athletic Director
Denise Campbell	Phelps, Ky.	606-456-3840	Title IX Coordinator / Girls Basketball
Deborah Skiltner	Phelps, Ky.	606-456-7434	DANCE Team
Donna Fields	Phelps, Ky.	606-456-8067	Jr. High Volleyball / Varsity Volleyball
Clay Campbell	Phelps, Ky.	606-456-3987	Boys Basketball / Cross Country / Golf
Jamie Keene	Phelps, Ky.	606-456-4012	Parent / Baseball

- Scheduled a minimum of three meetings during the 2004-2005 school year on the following dates:

August 3rd, 2005
Nov. 29th, 2005
April 10th, 2006

- Designated the following person(s) as the Title IX coordinator for the school:

Name	Title	Address	Phone
<u>DENISE Campbell</u>	<u>Physical Education / Girls Basketball</u>	<u>Phelps, Ky.</u>	<u>606-456-3840</u>

- Designated the following person(s) as the Title IX coordinator for the district:

Name	Title	Address	Phone
<u>Ancie Casey</u>	<u>Pike County Athletic Director / District Title IX Coordinator</u>	<u>P.O. Box 3097 / Pikeville, Ky.</u>	<u>606-433-9286</u>

- School personnel are continuing to make periodic reviews of the boys' and girls' athletics program reflected in the Corrective Action Plan.

- In addition to the above information, the above referenced school maintains a complete permanent file relative to Title IX records including copies of the self-assessment audit, all corrective action plans, and other related materials.

[Signature] Principal's Signature 4-11-2006 Date

[Signature] Superintendent Signature [Signature] School Board Chairpersons' Signature

(Send original copy to KHSAA - Maintain duplicate in Title IX school folder)

**Gender Equity Committee
Members**

Name	Address	Phone	Title
Kellie McLellan	Phelps, Ky.	(606) 456-3482	Cheerleading
Victor Justice	Phelps, Ky.	(606) 456-8067	V. Volleyball
Erica Dotson	Phelps, Ky.	(606) 456-3482	Softball
Chris Hagerman	Elkhorn City, Ky.	(606) 456-3482	Football
Lisa Campbell	Phelps, Ky.	(606) 456-3987	Parent
Robert Gannon	Phelps, Ky.	(606) 456-7788	Student
Taylor Keene	Phelps, Ky.	(606) 456-4013	Student
Jasmine Hall	Phelps, Ky.	(606) 456- 4888	Student
Ryan Dotson	Phelps, Ky.	(606) 456-3482	Student

2005-2006
ACCOMMODATION OF INTERESTS AND ABILITIES
SUMMARY PROGRAM CHART 1

KHSAA
 Form T1
 Rev. 9/05

Participation Opportunities Test One


		(Column 1)	(Column 2)	(Column 3)	(Column 4)
	Program	Enrollment	Percentage of Total Enrollment	Number of Interscholastic Participants (double and triple count)	Percentage of Total Participation
Row 1	GIRLS	125	.47	85	.49
Row 2	BOYS	142	.53	88	.51
Row 3	Totals	267	100%	173	100%

Instructions:

*Number of 8th grade students & below used in Column 3 and Column 4 calculations if applicable: 12

- Determine the total number of girls enrolled, (place in Row 1, Column 1). Determine the total number of boys enrolled, (place in Row 2, Column 1).
- Add the total number of girls and boys enrolled to determine total enrollment, (place in Row 3, Column 1).
- Calculate the percentage of total enrollment that is female. (Divide Row 1, Column 1 by row 3, Column 1 and place in Row 1, Column 2.) Calculate the percentage of total enrollment that is male. (Divide Row 2, Column 1 by Row 3, Column 1 and place in Row 2, Column 2.) Note: Row 1, Column 2 plus Row 2, Column 2 should total 100%.
- Ask the head coaches to review the most updated eligibility or squad lists for their teams. Ask coaches to confirm the names of those individuals who are on the team as of the first **date of competition**, and cross out the names of those who were cut from the team or quit the team prior to the first competitive event. Determine the total number of interscholastic athletics participants that are girls, (and place in Row 1, Column 3). In order to determine the total number of athletics participants, an individual should be counted each time he or she participates on a team. For example, if Jane Doe competes on the varsity volleyball team, the junior varsity volleyball team, the junior varsity basketball team, and the varsity softball team, she should be counted as four participants (**do not include club or intramural sports participants, cheerleaders, dance teams, or pom squads**). Calculate the same way for boys and girls. * In addition, should 8th grade students and below play on a Freshman, Junior Varsity, or Varsity team, they should also be counted for each team and sport on which they participate. If applicable, please asterisk the above notation as to how many 8th grade students & below are included in the totals. Using the same procedure, determine the total number of interscholastic athletic participants that are boys, (and place in Row 2, Column 3). Add Row 1, Column 3 plus Row 2, Column 3 to get total participants and place in Row 3, Column 3.
- Calculate the percentage of female participation. (Row 1, Column 3 divided by Row 3, Column 3 and place in Row 1, Column 4.) Calculate the percentage of male participation. (Row 2, Column 3 divided by Row 3, Column 3 and place in Row 2, Column 4.) Note: Row 1, Column 4 plus Row 2, Column 4 should total 100%.

Note: While being within three percent is not a formal compliance standard; if the percent listed in Row 1, Column 4 is within 3% of Row 1, Column 2, then it provides a good target within which compliance is likely.

Principal's Signature:  Date: 4/10/06

2005-2006
ACCOMMODATION OF INTERESTS AND ABILITIES
SUMMARY PROGRAM CHART 2


KHSAA
 Form T2
 Rev. 9/05

Participation Opportunities Test Two

		Column 1	Column 2	Column 3	Column 4	Column 5
Program		Number of Teams Currently Offered	Number of Participants	Number of Teams Added Since the beginning of the 2001-2002 School Year	Number of Participants Added Since the beginning of the 2001-2002 School Year	Percent of Total Participation By Sex Added Since the beginning of the 2001-2002 School Year
GIRLS	Row 1	varsity:	5	54	0	0
	Row 2	j.v.:	2	31	0	0
	Row 3	frosh:	0	0	0	0
	Row 4	total:	7	85	0	0
BOYS	Row 5	varsity:	5	75	0	0
	Row 6	j.v.:	1	13	0	0
	Row 7	frosh:	0	0	0	0
	Row 8	total:	6	88	0	0

- 1) For Column 1, list the number of interscholastic teams offered for girls and boys at each competitive level (varsity, junior varsity, and freshman). For girls, total each of the entries in Rows 1, 2, and 3 into Row 4. For boys, total Rows 5, 6, and 7 into Row 8.
- 2) For Column 2, list the number of participants at each level. For girls, total each of the entries in Rows 1, 2, and 3 into Row 4. For boys, total Rows 5, 6, and 7 into Row 8. **Note:** The totals in Row 4 for girls and in Row 8 for boys must be the same as the totals in Form T-1, Column 3, Rows 1 and 2 respectively.
- 3) For Column 3, list the number of interscholastic teams that have been added in the last five years at each competitive level. Count each team added during the 5 year period only one time. e.g. Girl's junior varsity soccer was added 3 years ago, count the team only once, not 3 times. For girls, total the entries in Rows 1, 2, and 3 into Row 4. For boys, total Rows 5, 6, and 7 into Row 8.
- 4) For Column 4, list the number of participants that are currently on each level of the teams that were added in the last five years. If a team was added previously but no longer exists, there are no current participants to be added for that team. For girls, total the entries in Rows 1, 2, and 3 into Row 4. For boys, total Rows 5, 6, and 7 into Row 8.
- 5) For Column 5, calculate the percentage of participants that have been added in the last five years. For girls, take the number in Column 4, Row 4 and divide by the number in Column 2, Row 4. For boys, take the number in Column 4, Row 8 and divide it by the number in Column 2, Row 8.

Note: If the percentage of current participants added in the last five years is 25% or greater, compliance with test two may be possible. If less than 25%, then compliance with test three should be analyzed. **CAUTION:** 25% is not a formal compliance standard.

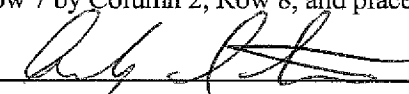
Principal's Signature:  Date: 4/10/06

2005-2006
ACCOMODATION OF INTERESTS AND ABILITIES
SUMMARY PROGRAM CHART 4

Levels of Competition Test One

		Column 1	Column 2	Column 3
Girls	Team Levels	Number of Teams Currently Offered	Number of Participants	Percentage of Participants at Each Level
Row 1	varsity:	5	54	.64
Row 2	j.v.:	2	31	.36
Row 3	frosh:	0	-	-
Row 4	total:		85	100%
Boys				
Row 5	varsity:	5	75	.85
Row 6	j.v.:	1	13	.15
Row 7	frosh:	0	-	-
Row 8	total:		88	100%

- Column 1, list the number of interscholastic teams offered for girls and boys at each competitive level; varsity, junior varsity, and freshman. (Refer to Form T-2, Accommodation of Interests and Abilities, Summary Program Chart 2, Column 1.)
- For Column 2, list the number of participants at each level. For girls, total the entries in Rows 1, 2, and 3 into Row 4. For boys, total the entries in Rows 5, 6, and 7 into Row 8. (Refer to Form T-2, Accommodation of Interests and Abilities, Summary Program Chart 2, Column 2.)
- For Column 3, calculate the percentage of female and male participants at each level.
For girls' varsity, junior varsity, and frosh, respectively:
 - Divide Column 2, Row 1 by Column 2, Row 4, and place the percentage in Column 3, Row 1.
 - Divide Column 2, Row 2 by Column 2, Row 4, and place the percentage in Column 3, Row 2.
 - Divide Column 2, Row 3 by Column 2, Row 4, and place the percentage in Column 3, Row 3.
 For boys' varsity, junior varsity, and frosh, respectively:
 - Divide Column 2, Row 5 by Column 2, Row 8, and place the percentage in Column 3, Row 5.
 - Divide Column 2, Row 6 by Column 2, Row 8, and place the percentage in Column 3, Row 6.
 - Divide Column 2, Row 7 by Column 2, Row 8, and place the percentage in Column 3, Row 7.

Principal's Signature:  Date: 2/10/06

**2005-2006
ACTUAL EXPENDITURES - PROGRAM COMPARISON CHART 1
TO INCLUDE BOOSTER CLUB FUNDING**

	equipment and supplies		travel		awards		coaches' salaries (to include supplemental and extended employment; dollar amount needed)		facilities improvements		publications (if sport-specific)	
	Expenditures		Expenditures		Expenditures		Expenditures		Expenditures		Expenditures	
	School	Booster	School	Booster	School	Booster	School	Booster	School	Booster	School	Booster
G basketball	11,566		700.00		80.00		17,450					
B basketball	11,434		702.00		80.00		15,200					
G softball	2,152		407.00		80.00		2,500					
B baseball	4,307		465.00		80.00		2,500					
G cross country							600					
B cross country							600					
G golf							600					
B golf							600					
G soccer												
B soccer												
G swimming												
B swimming												

- Total expenditures on T-35 and T-36 on the 2005-2006 year report due by April 15, 2006, should reflect the total monies spent (rounded off to nearest hundred) for the entire school year of 2004-2005 ending June 30, 2005.
- Booster Club Funding/Contributions must be included in the expenditures total.

Principal's Signature:  Date: 4/10/06

**2005-2006
ACTUAL EXPENDITURES - PROGRAM COMPARISON CHART 2
TO INCLUDE BOOSTER CLUB FUNDING**

	equipment and supplies		travel		awards		coaches' salaries (to include supplemental and extended employment; <i>dollar amount needed</i>)		facilities improvements		publications (if sport-specific)	
	Expenditures		Expenditures		Expenditures		Expenditures		Expenditures		Expenditures	
	School	Booster	School	Booster	School	Booster	School	Booster	School	Booster	School	Booster
G track												
B track												
G tennis												
B tennis												
G volleyball	4,251		248.00		80.00		1,500					
B wrestling												
G (list sport)												
B football	31,121.00		513.00		80.00		19,160					
G (list sport)												
B (list sport)												

1. Total expenditures on T-35 and T-36 on the 2005-2006 year report due by April 15, 2006, should reflect the total monies spent (rounded off to nearest hundred) for the entire school year of 2004-2005 ending June 30, 2005.

2. Booster Club Funding/Contributions must be included in the expenditures total. 1 / 2, 3

Indicate percentage of total expenditures for each gender:

Gender	Expenditures	Percentage
Boys	\$ 86,842.00	67%
Girls	\$ 42,214.00	33%
Total:	\$ 129,056.00	100%

51% participation %
986.54 - 490
496.63

Principal's Signature: *[Signature]* Date: 4/10/06

2005-2006
ACCOMMODATION OF INTERESTS AND ABILITIES
SUMMARY PROGRAM CHART 3

Participation Opportunities Test Three

FOR ANY QUESTION ANSWERED "YES" IDENTIFY THE RESPECTIVE SPORT(S).

	GIRLS (Yes / No)		BOYS (Yes / No)
1. For a sport not currently played at the interscholastic level (varsity, junior varsity, or freshman) in your school, is there an intramural team offered for that sport?	No		No
2. For a sport <u>not</u> currently offered in your interscholastic athletics program, is there sufficient interest to form a viable interscholastic team based on participation on an intramural team or community recreation teams?	No		No
3. For a sport <u>not</u> currently offered, is there sufficient interest, based on your most recent Student Interest Survey, to form a viable interscholastic team based on student responses from the interscholastic survey? If yes, what sport?	^{Swimming} No Yes		^{Swimming} No Yes
4. For a sport currently offered at the varsity level only, is there sufficient interest, based on your most recent Student Interest Survey, to form a viable team for a junior varsity or freshman team that is not currently offered?	No		No
5. For a sport currently offered at the junior varsity or freshman level is there sufficient interest, based on your most recent Student Interest Survey, to form a varsity team not currently offered?	No		No
6. If you answered YES to question (1), (2), (3), (4), or (5), are there enough high schools in your geographic area offering the sport (at the appropriate level) to allow for the development of a reasonable schedule of competition?	No		No

— see survey

Principal's Signature:  Date: 9/10/06

2005-2006 KHSAA TITLE IX ATHLETICS AUDIT

KHSAA
Form T41
Rev. 9/05

Checklist - Overall Interscholastic Athletics Program

DIRECTIONS:

For the Areas of Compliance (Opportunities and Benefits) listed on the left hand side of the page, place a checkmark under the appropriate column identifying whether your school provided an advantage to the Girls' Program, or to the Boys' Program or to Neither Program.

Areas of Compliance:	ADVANTAGE TO:		
	GIRLS' PROGRAM	BOYS' PROGRAM	NEITHER PROGRAM
OPPORTUNITIES			
Accommodation of Interest and Abilities			✓
BENEFITS			
Equipment and Supplies			✓
Scheduling of Games and Practice Time			✓
Travel and Per Diem Allowances			✓
Coaching			✓
Locker Rooms, Practice and Competitive Facilities			✓
Medical and Training Facilities and Services			✓
Publicity			✓
Support Services		✓	NA
Athletic Scholarships			NA
Tutoring			NA
Housing and Dining Facilities and Services			NA
Recruitment of Student Athletes			NA

Principal's Signature:  Date: 4/10/06

SCHOOL NAME

Phelps H.S.

2005-2006

TITLE IX

CORRECTIVE ACTION PLAN

DIRECTIONS:

1. For Column 1, indicate the intended area which needs corrective action in order to achieve gender equity. For Column 2, write the suggested change or activities that will correct the area in need of alteration. For Column 3, include the estimated completion date for the changes or activities.
2. It is possible to attain compliance with Title IX and no longer need "corrective" action. However, the KHSAA strongly encourages compliant schools to identify items for improvement (Column 1), activities to accomplish the improvement (Column 2) and a timetable for completion (Column 3) that will strengthen the athletic program.
3. You may copy this form as needed. Please attach corrective action plans along with audit forms and submit by April 15, 2006.

COLUMN 1 ITEM FOR CORRECTION/ IMPROVEMENT	COLUMN 2 SUGGESTED CHANGE/ ACTIVITIES	COLUMN 3 TIME TABLE FOR CORRECTIVE ACTION/ COMPLETION
Sofball field	Contact has been made with PCBOE and County AD Anacle Cesar. Purchase land next to baseball field.	Spring 2006 - PCBOE continues to negotiate with land owners
Training / weight room facility	Renovate / construct facility using old day-treat ment facility	Spring 2006 - Facility is complete
Universal weight equipment	Purchase equipment	Spring 2006 - Equipment has been purchased.
Boys lockers out number girls	Construct / purchase lockers	December 2005 - New lockers were purchased for the girls

Principal's Signature: 

Date: 4/10/06

SCHOOL NAME

Phelps

2004-2005

TITLE IX

CORRECTIVE ACTION PLAN

DIRECTIONS:

1. For Column 1, indicate the intended area which needs corrective action in order to achieve gender equity. For Column 2, write the suggested change or activities that will correct the area in need of alteration. For Column 3, include the estimated completion date for the changes or activities.
2. It is possible to attain compliance with Title IX and no longer need "corrective" action. However, the KHSAA strongly encourages compliant schools to identify items for improvement (Column 1), activities to accomplish the improvement (Column 2) and a timetable for completion (Column 3) that will strengthen the athletic program.
3. You may copy this form as needed. Please attach corrective action plans along with audit forms and submit by April 15, 2005.

COLUMN 1 ITEM FOR CORRECTION/ IMPROVEMENT	COLUMN 2 SUGGESTED CHANGE/ ACTIVITIES	COLUMN 3 TIME TABLE FOR CORRECTIVE ACTION/ COMPLETION
Both Baseball and Softball are played on the same field which poses a problem to Softball.	Contact the Pike County Board concerning the purchase of land to be used for the construction of a softball field.	Spring 2006
Implementation of Policies for banners, trophy case, retiring of uniforms and numbers, Display of uniforms and awards banquet.	There will be a Title IX committee meeting to construct Athletic Policies/Criteria.	December - 2005
Facility needed for weight lifting, whirl/pool, restrooms, concession, and training activities.	After consulting with Ancie Casey, County AD, the old daytreatment building behind the gym will be renovated/constructed to meet the needs outlined for weight lifting, restrooms, concession, etc.	Spring - 2006
Need universal weight equipment that boys and girls can use.	After consulting with Ancie Casey, universal equipment will be purchased/donated to Phelps High School to be used by boys and girls.	Spring - 2006
Boys lockers outnumber the girls 42 to 16	Meet with Ancie Casey and discuss the construction of wooden lockers or the acquisition of additional lockers to equal the number of lockers out between boys and girls.	December - 2005

Principal's Signature: [Signature]

Date: 4-21-05

2005-2006 INTERSCHOLASTIC ATHLETICS SURVEY
Summary of Student Responses

School Name	<i>Phelps</i>
School Enrollment	<i>267</i> (SHOULD AGREE WITH FORM T-1)
Date	<i>4-5-06</i>
Completed By	<i>Mike Hamilton - Athletic Director</i>

Instructions:

1. Summarize the Student Athletics Interest Surveys Form T-61 by listing the total number of responses on the line next to each sport.
2. Under the Other Category please provide a listing of the sports as well as the number of students who are interested in participating.
3. Please sign and date the Summary Form (T-63) and mail the Summary Form only to the KHSAA by April 15, 2004. Do not mail the student surveys (Form T-61). However, these Forms should be maintained in your files in the event they are requested subsequently.

225 Number of Surveys ^{82%}
185 Total Returned (*A minimum of 80% return is expected*)
8-11 Grades Surveyed (*Should be grades 9-11 and 8th grade if school has a feeder system*)

How Was The Survey Administered? *English / Social Studies Classes*
 (e.g. was it given in all English classes, or all home rooms, or advisee/advisor?)

Fall Sports (List Total Number of Participation Responses)

5 Cross Country (Girls)
13 Cross Country (Boys)
11 Field Hockey (Girls)
61 Football (Boys)
2 Golf (Girls)
20 Golf (Boys)
12 Soccer (Girls)
8 Soccer (Boys)
40 Volleyball (Girls)
30 Volleyball (Boys)

Winter Sport (List Total Number of Participation Responses)

23 Basketball (Girls)
48 Basketball (Boys)
23 Gymnastics (Girls)
 _____ Indoor Track (Girls)
 _____ Indoor Track (Boys)
16 Swimming & Diving (Girls)
15 Swimming & Diving (Boys)

24 Wrestling (Boys)

Spring Sport (List Total Number of Participation Responses)

- 49 Baseball (Boys)
- 14 Fast Pitch Softball (Girls)
- 8 Slow Pitch Softball (Girls)
- 21 Tennis (Girls)
- 21 Tennis (Boys)
- 10 Track (Girls)
- 18 Track (Boys)

Other Sports (From Student Survey T-61 Question 10)

Name of Sport	Number of Students Interested In Participating
<u>Archery</u>	<u>32</u>
<u>Bowling</u>	<u>47</u>
<u>Ice Hockey</u>	<u>30</u>
<u>Boys Lacrosse</u>	<u>14</u>
<u>Girls Lacrosse</u>	<u>6</u>
<u>Rifle</u>	<u>34</u>
<u>Rodeo</u>	<u>18</u>
<u>Water Polo</u>	<u>9</u>
<u>Weight Lifting</u>	<u>33</u>

Number of Students who participate in Intramural Sports.
(From Student Survey T-61 Question 5)

Sport	Number
<u>NONE</u>	

List Intramural Sports students are interested in adding:
(From Student Survey T-61 Question 6)

Sport	Number
<u>Basketball</u>	<u>5</u>
<u>Swimming</u>	<u>6</u>

Participation in Non-School Sports Activities
 (From Student Survey T-61 Question 7)

Sport	Number
Basketball	15
Baseball	20
Golf	8

Reasons for not participating in interscholastic athletics.
 (From Survey Question 8)

Response	Number
<u>5</u> I prefer other activities such as band, chorus, etc.	
<u>30</u> I don't have time	
The practice schedules and game times are inconvenient	
The sport I like isn't offered	
<u>12</u> It's too expensive	
I prefer to participate in club or intramural sports	
<u>10</u> Working	
Other	

Student Suggestions to encourage participation

More Options / Sports

[Signature]
 Principal's Signature

4/10/04
 Date